

# QCTHA

## RETRACTABLE QUARTER-TURN CLAMPS



**QCTHA**  
(Plastic Knob)



**QCTHA-S**  
(Metal Knob)  
(OFF position)



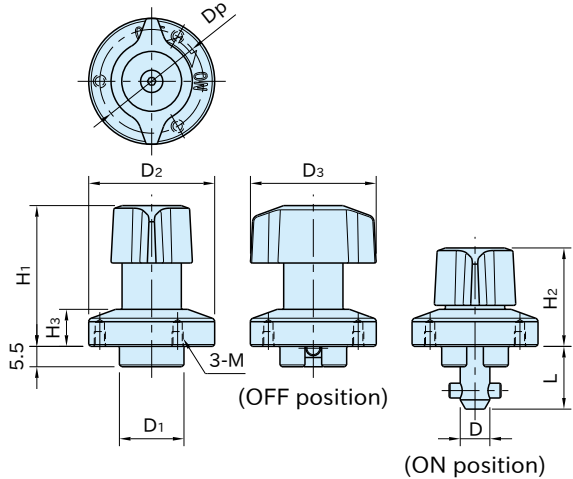
**QCTHA-SUS**  
(Stainless Steel)

### ★Key Point

No interference by retractable shank



**QCTHA**  
(ON position)



Type	Body/Shank	Pin	Knob	Spring A	Spring B
<b>QCTHA</b>	S45C steel Electroless nickel plated	SUS304 stainless steel	Polyamide (glass-fiber reinforced) Black	Equivalent to SWOSC-V steel	SUS304WPB stainless steel
<b>QCTHA-S</b>	SUS303 stainless steel		SCS13 stainless steel (Equivalent to SUS304)		
<b>QCTHA-SUS</b>	SUS303 stainless steel		SUS304-CSP stainless steel		

Size		Proper Plate Thickness	D ( $-0.04$ ) (h9)	D <sub>1</sub> (h9)	D <sub>2</sub>	D <sub>3</sub>	L	H <sub>1</sub>	H <sub>2</sub>	H <sub>3</sub>	M	D <sub>p</sub>	Clamping Force(N)	Proper Cam Receptacles
<b>QCTHA</b>	<b>0525-10</b>	6~10	5	14	25	25	15.5	30	20	6.5	M2×0.4 Depth 3	21	60	QCTH0525-N,QCTH0525-B
<b>QCTHA-S</b>														QCTH0525-N-SUS,QCTH0525-B-SUS
<b>QCTHA-SUS</b>	<b>0834-14</b>	6~14	8	18	34	34	17	38	26.5	10	M3×0.5 Depth 4	28	90	QCTH0834-N,QCTH0834-B
														QCTH0834-N-SUS,QCTH0834-B-SUS

QCTHA (Plastic Knob)		QCTHA-S (Metal Knob)		QCTHA-SUS (Stainless Steel)	
Part Number	Weight (g)	Part Number	Weight (g)	Part Number	Weight (g)
QCTHA0525-10	40	QCTHA0525-10S	50	QCTHA0525-10SUS	53
QCTHA0834-14	100	QCTHA0834-14S	120	QCTHA0834-14SUS	117

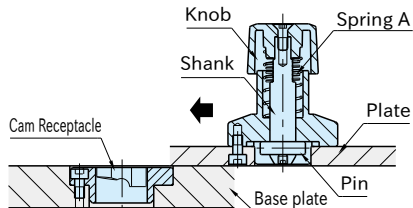
### Supplied With

- QCTHA QCTHA-S QCTHA-SUS 0525-10: 3 of socket-head cap screws (stainless steel), M2×0.4-5L
- QCTHA QCTHA-S QCTHA-SUS 0834-14: 3 of socket-head cap screws (stainless steel), M3×0.5-6L

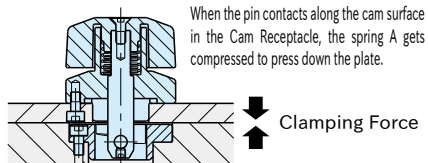
### QCTH-N/QCTH-B Cam Receptacles



### Feature

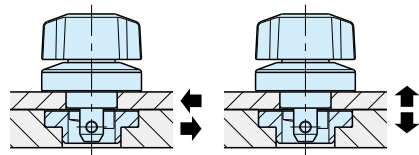


The shank retracts at the unclamping position to enable operations without interference with the base plate.



When the pin contacts along the cam surface in the Cam Receptacle, the spring A gets compressed to press down the plate.

### Technical Information



Shear Strength

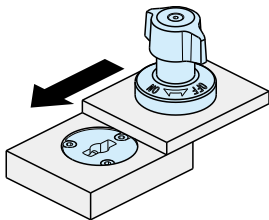
Tensile Strength

Part Number		Heatresistant Temperature(C)	Shear Strength(N)	Tensile Strength(N)
QCTHA	0525-10	130	1800	1200
	0834-14		3200	400
QCTHA-S	0525-10	180	1800	1200
QCTHA-SUS	0834-14		3200	

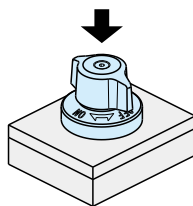
Shear and tensile strength is allowable load and the fastener breaks when it receives this load.

When the two plates receive tensile load that is bigger than the fastener's clamping force, there is a gap between the plates.

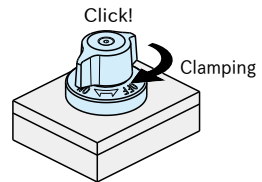
### How To Use



1. Ensure that the knob is positioned at the "OFF" mark and the shank is retracted.



2. Insert Retractable Quarter-Turn Clamp pressing the knob.

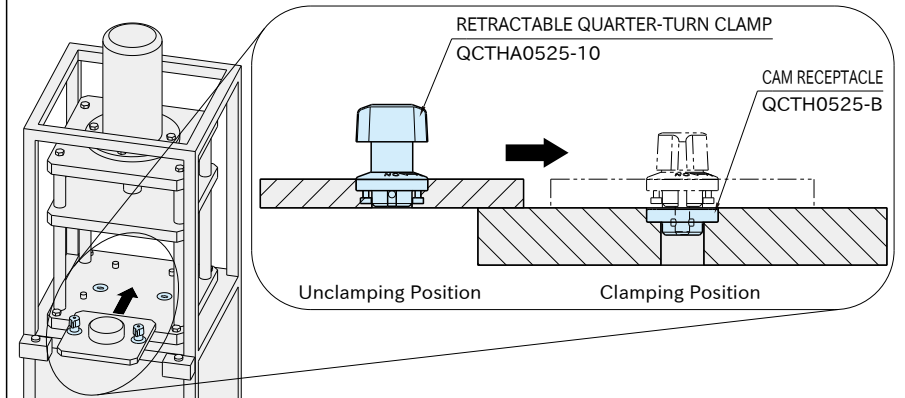


3. Turn the knob to the "ON" mark for clamping. The knob clicks when clamped. Turning the knob to the "OFF" position, the shank returns automatically to the unclamping position by the spring.

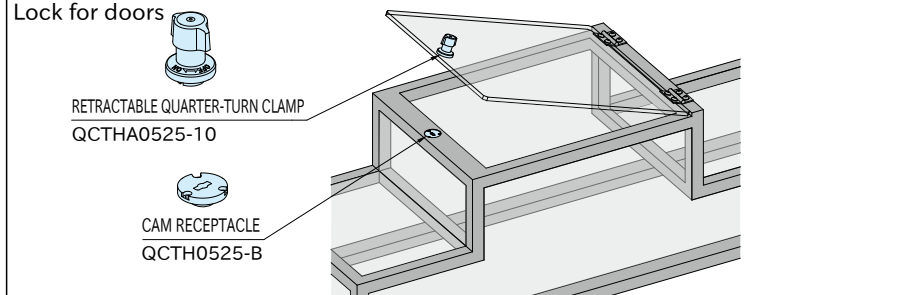
Continuing on Next Page

## Application Example

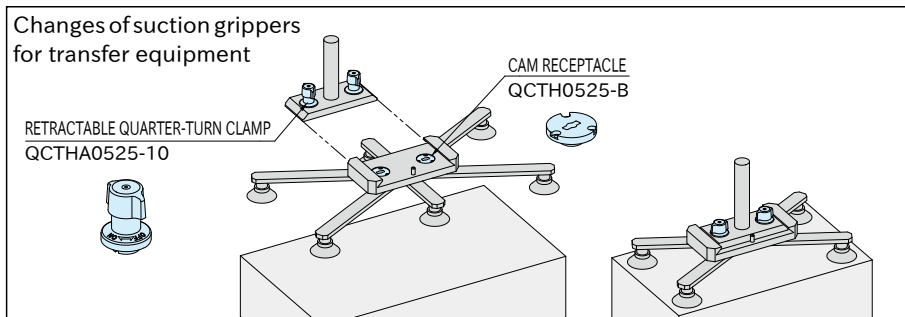
### Changes of fixture plates



### Lock for doors



### Changes of suction grippers for transfer equipment



## How To Install

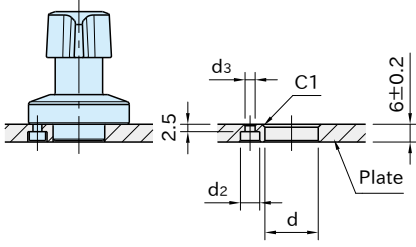
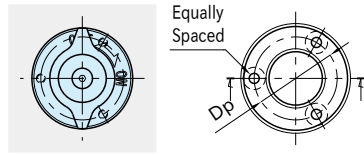
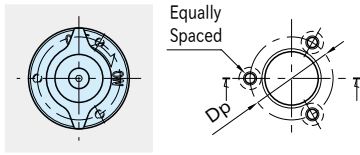


Figure A

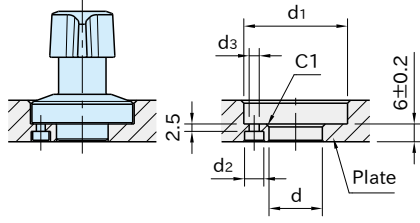


Figure B

Part Number		Proper Plate Thickness	Figure	d ( <sup>+0.10</sup> / <sub>+0.05</sub> )	d <sub>1</sub>	d <sub>2</sub>	d <sub>3</sub>	D <sub>p</sub>
QCTHA	0525-10	6	A	14	—	4.4	2.4	21
		Over 6, 10 or less	B		26			
QCTHA-S	0834-14	6	A	18	—	6.5	3.4	28
		Over 6, 14 or less	B		35			

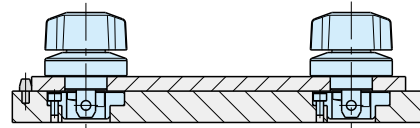
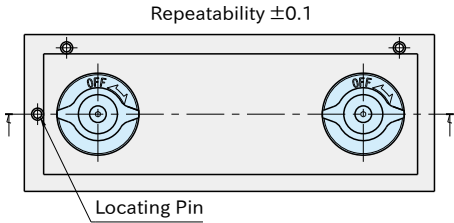
## Accuracy

### ■ Machining Accuracy



Spacing tolerance on both the subplate and the base plate should be  $\pm 0.04$ .

### ■ Repeatability



For higher accurate locating, use locating components.

## Reference

"How To Install" of [QCTH-N](#) | [QCTH-B](#)  
[QCTH-N-SUS](#) | [QCTH-B-SUS](#) | Cam Receptacles