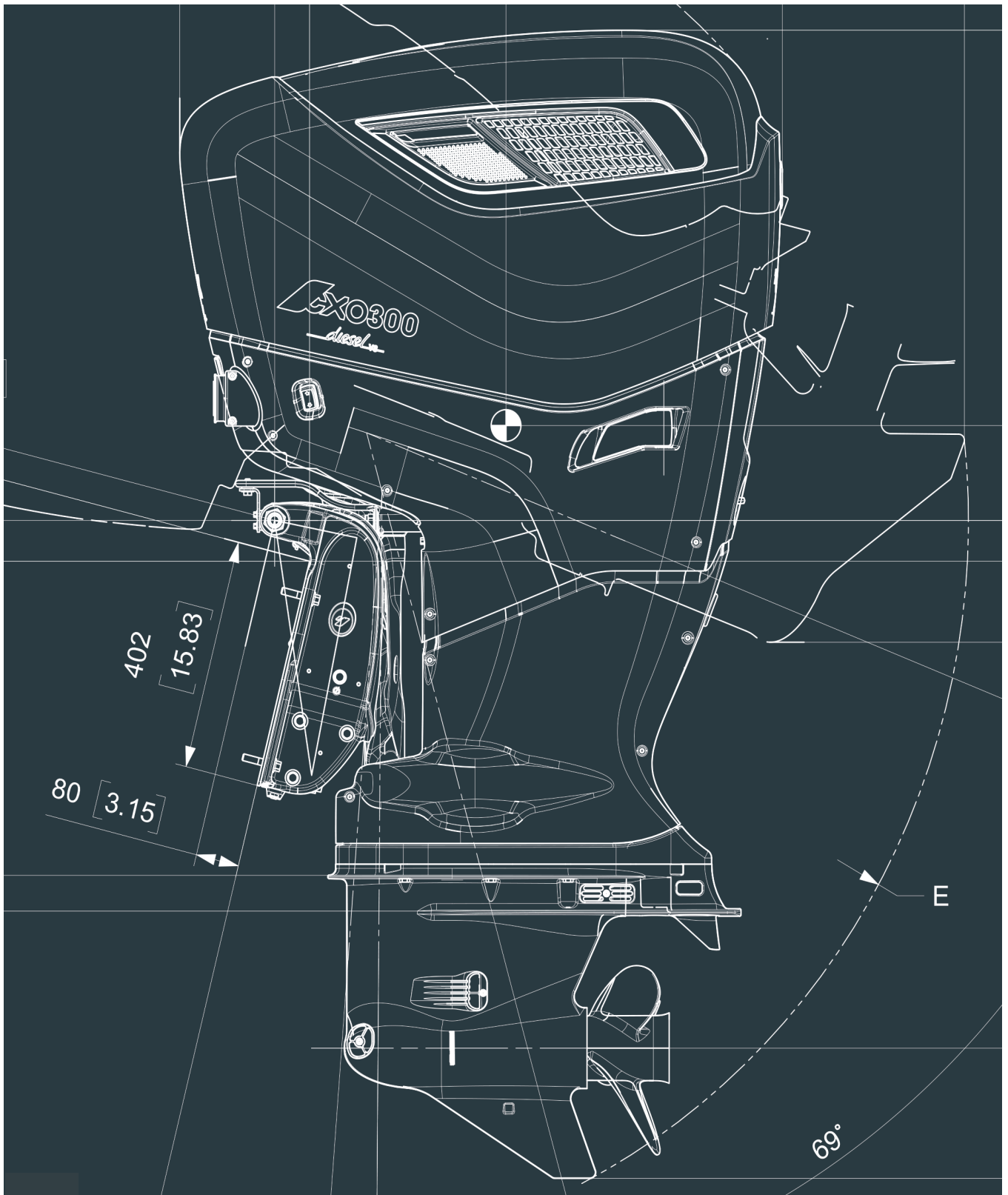


CXO300

Technical Specification



COX	TYPE	CXO300	DIESEL OUTBOARD ENGINE
	YEAR	2021	

CXO300

coxmarine.com



CX0300
 Technical data

Engine designation	CX0300
Propeller shaft power, kW (hp)	224 (300)
Engine propping speed, rpm	3700-4000
Displacement, L (cu.in.)	4.4 (266)
Weight, kg (lb)	393 (866)
Number of cylinders	8
Bore/stroke, mm (in.)	84 (3.3) / 98.5 (3.9)
Compression ratio	16:1
Ratio 1 (Propeller speed)	1.23:1 (3259)
Ratio 2 (Propeller speed)	1.46:1 (2739)
Peak torque, Nm (lb.ft)	650 (479)
Aspiration	Twin-turbo
Shaft Length, inch(mm)	25"(635)/30"(762)/35"(889)
Emission compliance	EPA 3, IMO II, RCD II
Start assist	Glow plugs
Rating	Light-duty commercial
Trim range	-4° to +16°
Tilt range	71°
Gear oil spec	API GL-5, 80W-90, For colder climates we recommend using API GL-5, 75W-90
Powerhead oil spec	Min standard - fully synthetic API CI-4/ SAE 10W40 or 5W40
Propeller spline spec	1.25" shaft / 19 tooth
Colour options	Black / White

CXO300

Technical description

Powerhead

- 60 degree V8
- Aluminium alloy block, heads and ladder frame
- Quad camshafts, four valves per cylinder

Outboard mounting

- Standard outboard fitting layout
- 6-bolt mounting with multi-hole adjustment
- 30" transom spacing (28.5" with steering limits)

Fuel system

- Electronically controlled high pressure common rail fuel injection
- On-engine fuel filtration and cooling

Air inlet and exhaust system

- Twin turbochargers with electronic boost control
- Water-to-air charge cooling
- Air filters with replaceable inserts

Transmission

- 90-degree spiral bevel gear drive
- All outboards offer standard and counter rotating capability, programmable through the ECU

Cooling system

- Thermostatically regulated raw water cooling
- Solid impeller low-maintenance water pump

Oil System

- Closed crankcase ventilation

Electrical system

- Drive-by-wire power and shift control
- 12V system voltage
- 100A flywheel-integrated marine alternator
- Automatic integrated fuses

Propeller

- Maximum propeller diameter 16in
- 19 tooth 1.25" propeller spline

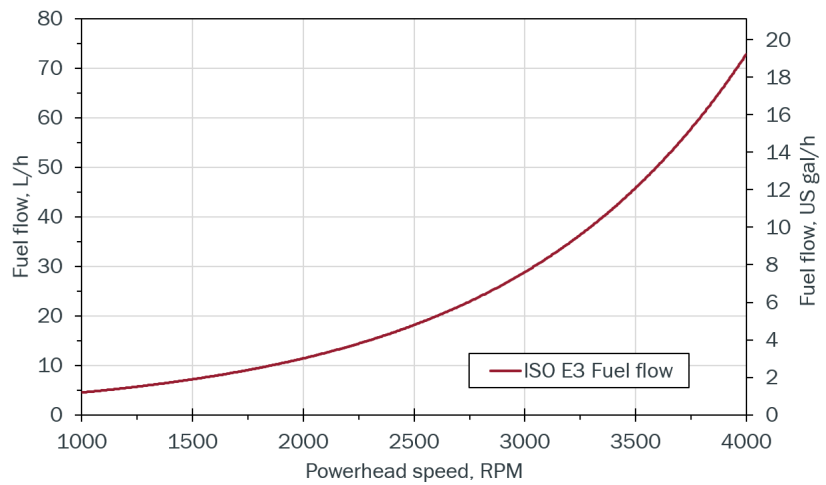
CXO300

Instruments and controls

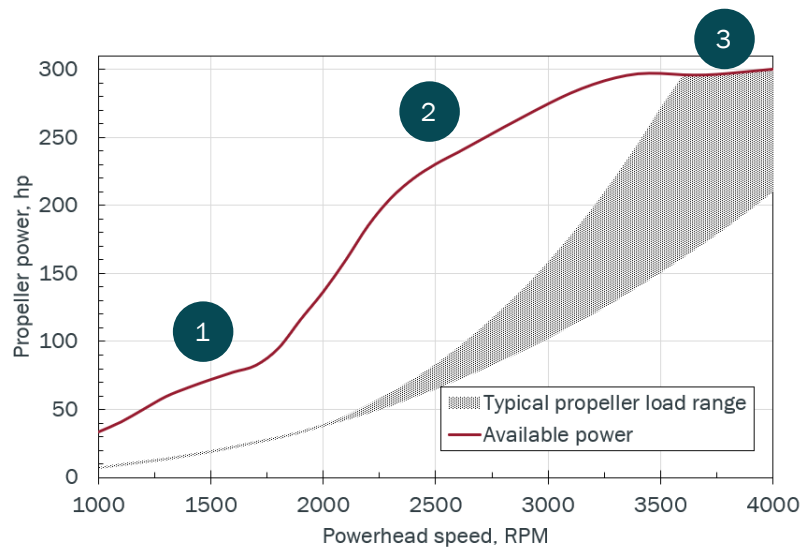
Instruments/Controls

- Dometic electronic throttle
- Dometic joystick
- CoastKey key-less fob / wireless MOB technology
- CAN J1939 Controls and Displays
- Compatible with NMEA 2000
- Murphy Powerview displays – 4.8"/7"/12"
- Compatible with all Dometic EPS steering

CXO300
 Fuel Flow



CXO300
 Power at Propeller (hp)



- 1 Restricted torque at very low RPM avoids overpowering the propeller
- 2 Substantial mid-range torque provides powerful and responsive acceleration and cruise performance
- 3 Broad power peak provides the full 300 hp across a wide range of vessel loadings

CXO300

Technical drawing

25" leg length

Dimensions - mm (in)

- A 609 (24)
- B 1997 (78.6)
- C 141 (5.6)
- D 1214 (47.8)
- E R1286 (50.7)
- F 918 (36.1)
- G 853 (33.58)

30" leg length

Dimensions - mm (in)

- A 732 (29)
- B 2124 (83.6)
- C 268 (10.5)
- D 1314 (52.8)
- E R1413 (55.6)
- F 1045 (41.1)
- G 853 (33.58)

35" leg length

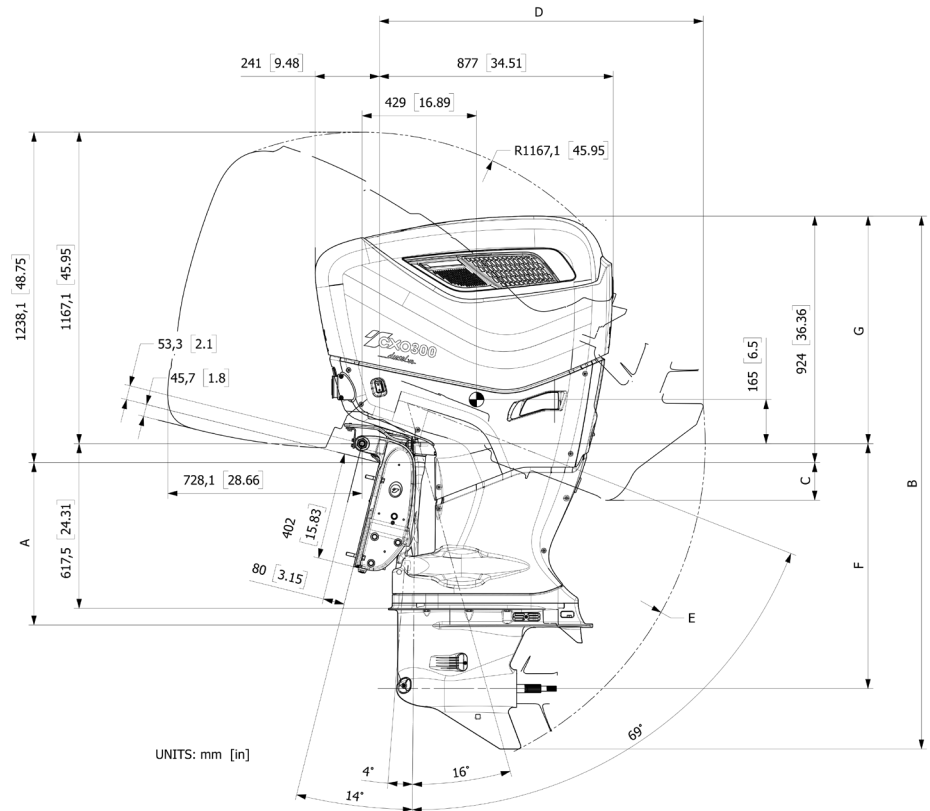
Dimensions - mm (in)

- A 863 (34)
- B 2251 (88.6)
- C 395 (15.6)
- D 1468 (57.8)
- E R1540 (60.7)
- F 1172 (46.1)
- G 853 (33.58)

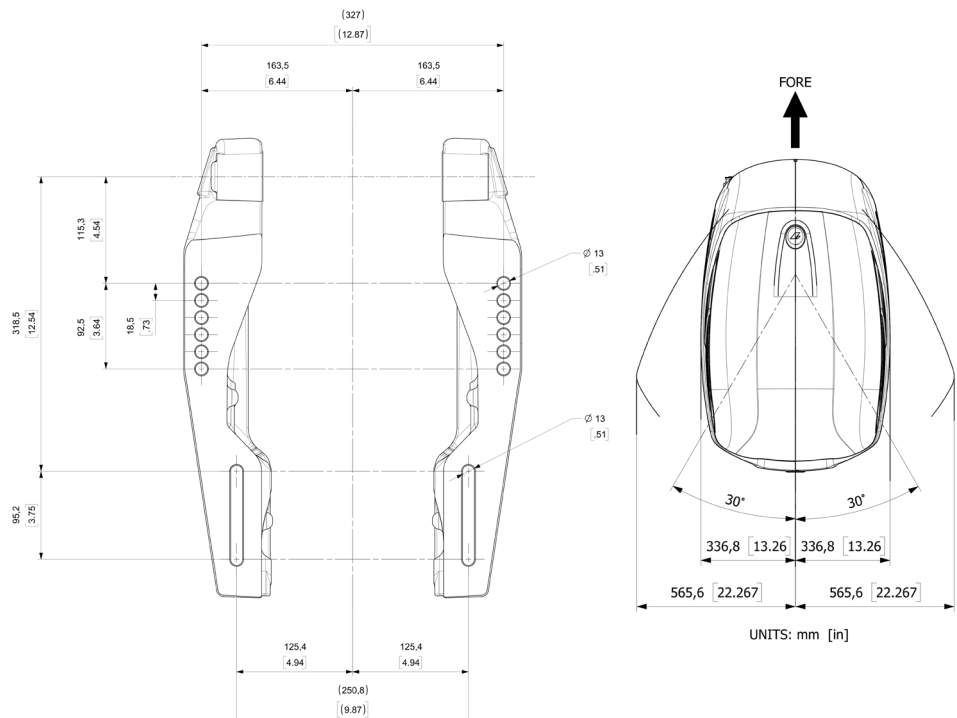
CXO300

Transom interface /
 Plan view


Dimensions - mm (in)

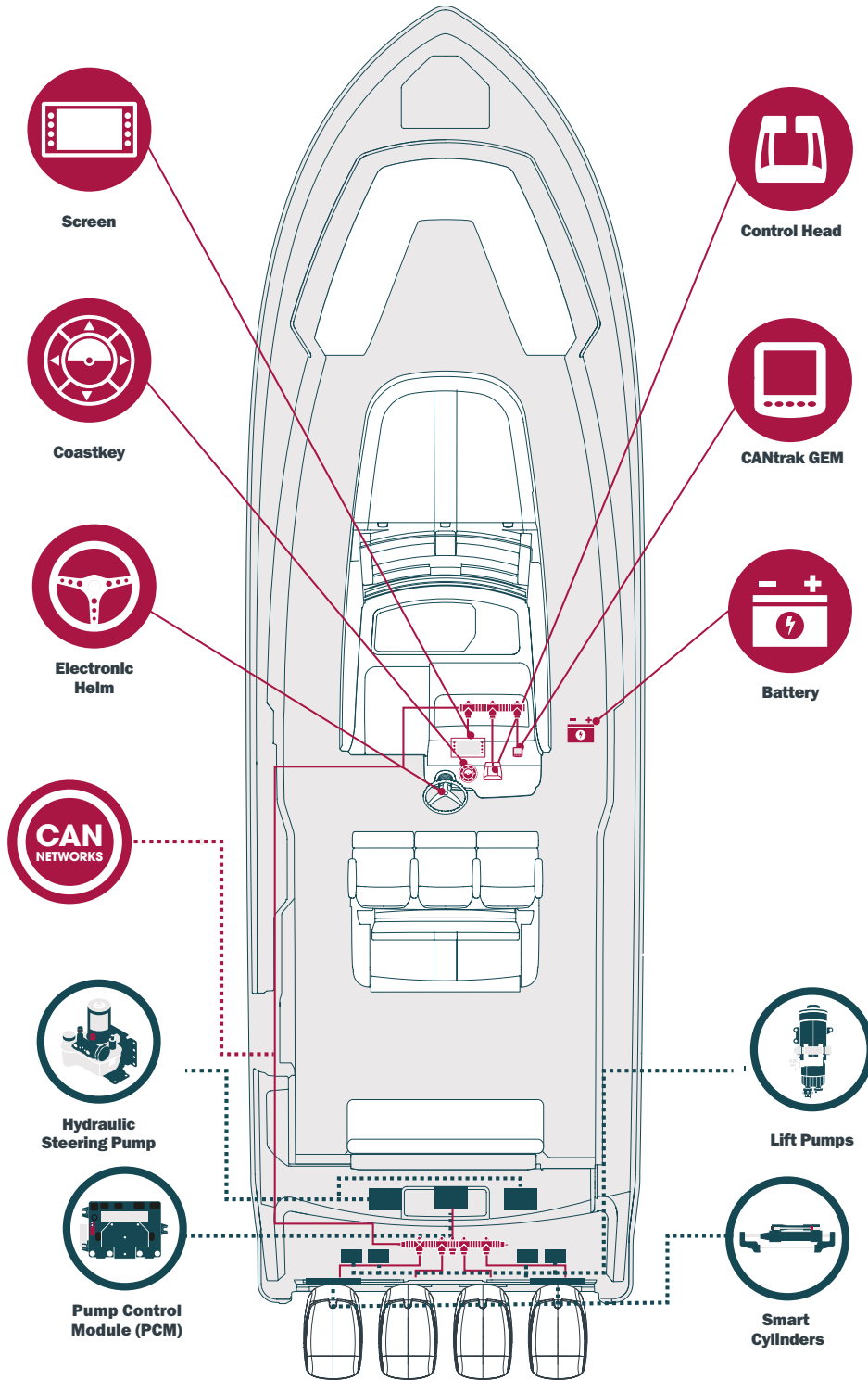


UNITS: mm [in]



UNITS: mm [in]





More information

To find out more about Cox diesel outboards, please contact your nearest distributor www.coxmarine.com/distributors

Cox Powertrain Limited

8 Cecil Pashley Way
Brighton City Airport
Shoreham by Sea
BN43 5FF United Kingdom

Contact Us

+44 (0)1273 454 424
marketing@coxpowertrain.com
www.coxmarine.com
f t i y
@CoxPowertrain

